

WELCOME INGRAM WALLIS

Main Get Help Log Out Account

[Financial Reporting](#) [Legal Forms](#) [Grant Payments](#) [Grantee Profile](#)

Current Grantee View:
KPVU-FM (1632)

Change Grantee:

ARCHIVED FORMS

Financial Reporting Main

PRINT: [This Page](#)

Show all data for:

GET HELP WITH: [Financial Reporting](#)

FSR Status: **Initial Review**

Forms due: **March 17, 2022**

Required Forms due on March 17, 2022

Based on your [grantee profile](#), you will be required to complete the following forms:

Form Name	Current Status	Completed By
Grantee Profile	Completed 	Demetria Howard
FSR	Completed 	Demetria Howard
FSR Signature Page	Completed 	Ingram Wallis
Audited Financial Statements	Completed 	Ingram Wallis
Elect to file AFS biennially		

Optional Forms

You must complete any optional forms that apply to you.

Form Name	Current Status	Completed By
Capital Asset Allocation : Elect to amortize substantial gifts of property (for use by Radio grantees only)	Not Started 	
Accountant's Qualification Statement : (for use by state or internal auditors only)	Not Started 	

Have you completed your FSR schedules?

Please verify and Route the Signature Page. When the Signature Page is complete, please ensure that the Audited Financial Statement has been uploaded and you reviewed your Grantee Profile. Then you are ready to Submit to CPB. If you cannot complete the forms on time, request an extension .

NFFS Summary

	2021	2020	\$ Change	% Change
1. FSR	\$220,919	\$241,925	-\$21,006	-8.7



WELCOME
INGRAM WALLIS

[Main](#) [Get Help](#) [Log Out](#) [Account](#)

[Financial Reporting](#)

[Legal Forms](#)

[Grant Payments](#)

[Grantee Profile](#)

Current Grantee View:
KPVU-FM

[Financial Reporting Main](#) \ FSR

Annual Financial Summary Report (FSR) (2021)

[PRINT: FSR](#)

[GET HELP WITH: FSR](#)

PART 1 - REVENUE AND SUPPORT

2020 data 2021 data

1. Federal government agencies	\$0	\$0	
2. Corporation for Public Broadcasting (CPB)	\$125,377	\$122,940	
3. All other public broadcasting entities	\$0	\$0	
4. State and local boards and departments of education or other state and local government or agency sources	\$0	\$0	
	2020 data	2021 data	
4.1 Amount on Line 4 that represents appropriations and other direct support from the licensee	\$0	\$0	
5. Colleges and universities	\$215,231	\$191,358	
6. Foundations and nonprofit associations	\$0	\$0	
7. Business and Industry	\$0	\$0	
8. Memberships and subscriptions (net of write-offs)	\$6,333	\$11,519	
9. Net revenue from auctions and other special fund raising activities	\$0	\$0	
10. Passive income (interest, dividends, royalties, etc.)	\$0	\$0	
11. Other (specify)	\$0	\$0	
12 Total Direct Revenue (sum of lines 1 through 11)	\$346,941	\$325,817	
Less revenue that does not qualify as NFFS:			
13. Federal, CPB and public broadcasting revenues (sum of lines 1, 2 and 3)	\$125,377	\$122,940	
14. Other revenue on line 12 not meeting NFFS criteria (from FSR Worksheet line W19. below)	\$17,270	\$0	
15. Total Direct Nonfederal Financial Support (line 12 less lines 13 and 14)	\$204,294	\$202,877	
16a. In-kind contributions allowable as NFFS (see instructions)	\$0	\$0	
16b. In-kind contributions unallowable as NFFS (see instructions)	\$0	\$0	
16c. Indirect administrative support (see instructions)	\$37,631	\$18,042	
16. Total in-kind revenue and indirect administrative support (lines 16a, 16b and 16c)	\$37,631	\$18,042	
17. Total Revenue (sum of lines 12 and 16)	\$384,572	\$343,859	

PART 2 - EXPENSES

2020 data 2021 data

18. Programming and Production	\$36,314	\$42,756	
--------------------------------	----------	----------	--

+ 19. Broadcasting and engineering	\$203,517	\$195,208
+ 20. Program Information and Promotion	\$2,648	\$1,878
+ 21. Management and General	\$107,812	\$106,597
+ 22. Fund Raising and Membership Development	\$5,527	\$6,428
+ 23. Underwriting and Grant Solicitation	\$0	\$0
+ 24. Depreciation and Amortization (if not allocated above - see instructions)	\$0	\$0
+ 25. Total Operating Expenses (sum of lines 18 through 24)	\$355,818	\$352,867
26a. Land and Buildings	\$0	\$0
26b. Equipment	\$0	\$0
26c. All Other	\$0	\$0
26. Cost of Capital Assets Purchased or Donated	\$0	\$0

PART 3 - NFFS EXCLUSION WORKSHEET

2020 data 2021 data

Use the following worksheet to report revenue not meeting the criteria for inclusion as NFFS. Unless revenue meets the specific criteria defined in the Communications Act of 1934, as amended, it must be excluded from NFFS. This Worksheet is used to report revenue that must be excluded from the total amount shown on line 12 above.

List revenue from for-profit corporations or individuals included in Part I - Total Direct Revenue (line 12), above, that is for the sale of goods and services as specified below:

W1. Production, taping, or other broadcast related activities	\$0	\$0
W2. Telecasting production / teleconferencing	\$0	\$0
W3. Foreign rights	\$0	\$0
W4. Rentals of membership lists	\$0	\$0
W5. Rentals of studio space, equipment, tower, parking space	\$0	\$0
W6. Leasing of SCA, VBI, ITFS channels	\$0	\$0
W7. Sale of programs or program rights for public performance	\$0	\$0
W8. Sale or rental of program transcripts or recording for other than public performance, including private use	\$0	\$0
W9. Gains or losses on sale of assets and securities transactions (realized or unrealized)	\$0	\$0
W10. Sale of premiums	\$0	\$0
W11. Royalty income from licensing fees	\$0	\$0
W12. Other revenue not listed above and not includable by definition	\$0	\$0

List below any revenue claimed in Part I - Revenue and Support (lines 4 through 11), above, that is represented by the following activities regardless of source:

W13. A wholly owned or partially owned for-profit subsidiary regardless of the nature of the business	\$0	\$0
W14. A wholly owned or partially owned nonprofit subsidiary	\$0	\$0
W15. Sale of program guides	\$0	\$0
W16. Program guide advertising attributable to that percent of total copies distributed that have been sold through normal retail outlets and/or by magazine subscription	\$0	\$0
W17. Refunds, rebates, reimbursements, and insurance proceeds	\$0	\$0
W18. Other	\$17,270	\$0

W19. Total revenue not meeting criteria for inclusion as NFFS (sum of lines W1-W18)

\$17,270

\$0 

Choose Reporting Model







You *must* choose a reporting model in order to complete Schedule FSR.

- FASB
 GASB REPORTING MODEL A proprietary enterprise-fund financial statements with business-type activities only
 GASB REPORTING MODEL B public broadcasting entity-wide statements with mixed governmental and business-type activities





Choose

Reconciliation of FSR with

Audited Financial Statements Description

	2020 data	2021 data
R1. Total support and revenue - without donor restrictions	\$320,712	\$317,805 
R2. Total support and revenue - with donor restrictions	\$26,229	\$26,054 
R3. Total support and revenue - other	\$0	\$0 
R4. Total of R1-R3	\$346,941	\$343,859 
Difference between AFS and FSR (Part 1, line 17 less line R4)	\$37,631	\$0 
Is Difference equal to 0? If not, please list reconciling items (using Add below)	\$37,631	\$0 

NFFS SUMMARY

	2020 data	2021 data
1. Direct Revenue - Part I, line 15	\$204,294	\$202,877 
2. In-kind Contributions - Part I, line 16a	\$0	\$0 
3. Indirect administrative support - Part I, line 16c	\$37,631	\$18,042 
4. Total NFFS (sum of Part 1, lines 15, 16a, and 16c)	\$241,925	\$220,919 

[Back to Main](#)



WELCOME INGRAM WALLIS

Main Get Help Log Out Account

[Financial Reporting](#)[Legal Forms](#)[Grant Payments](#)[Grantee Profile](#)Current Grantee View:
KPVU-FM[Financial Reporting Main](#) \ FSR Signature Page

FSR Signature Page (2021)

PRINT: [FSR Signature Page](#) OR [Entire FSR](#)GET HELP WITH: [FSR Signature Page](#)

Grantee Information

ID	1632
Grantee Name/Call Letters	KPVU-FM
City	Prairie View
State	TX
Licensee Type	University
CSG Level	CAP Category: 4

Summary of Non-Federal Financial Support

Total Non-Federal Financial Support: \$220,919

Certification by Grantee

I certify that the above Schedule of Non-federal Financial Support for the fiscal year ending (2021) conforms with the definition of non-federal financial support set forth in the Communications Act of 1934, as amended, and adheres to the appropriate source, form, purpose, and recipient criteria described in the Corporation for Public Broadcasting's Fiscal Year 2021 Annual Financial Reporting Guidelines.

Name of Station Manager or CEO

Name of Head of Grantee	John Hughes
Email	johughes@pvamu.edu
Address	P O Box 519 - MS 1400, , Prairie View, TX 77446
Telephone Number	936-261-3742

Independent Accountant's Report

(Must be attested to by the Independent Accountant if the grantee's Total Revenue (line 17 of the FSR) is \$300,000 or more in the reporting year)

We have examined management's assertion included in the accompanying Corporation for Public Broadcasting (CPB) Schedule of Non-Federal Financial Support that KPVU-FM complied with CPB's Fiscal Year 2021 Financial Reporting Guidelines governing the amounts reported as Non-Federal Financial Support (NFFS) during the fiscal year ended August,31,2021. Management is responsible for KPVU-FM 's compliance with those requirements. Our responsibility is to express an opinion on management's assertion about KPVU-FM 's compliance based on our examination.

Our examination was conducted in accordance with attestation standards established by the American Institute of Certified Public Accountants and, accordingly, included examining, on a test basis, evidence about KPVU-FM 's compliance with those requirements and performing such other procedures, as we considered necessary in the circumstances. We believe that our examination provides a reasonable basis for our opinion. Our examination does not provide a legal determination on KPVU-FM compliance with specified requirements.

In our opinion, KPVU-FM complied, in all material respects, with the aforementioned requirements for the fiscal year ended August,31,2021.

This report is intended solely for the information and use of the Corporation for Public Broadcasting and is not intended to be and should not be used by anyone other than this specified party.

Name of Independent Accountant	Ingram Wallis
Title	Independent Accountant
Company Name	2100 Villa Maria
Street Address	2100 Villa Maria, , Bryan, TX USA 77802
City	Bryan
State	TX
Zip	
Email	truiz@ingram-wallis.com
Telephone Number	979-776-2600

Alternate Opinion Language is included.

Certified By : John Hughes , Head Of Grantee , General Manager , 1/18/2022 11:26:42 AM

Attested By : Ingram Wallis , Independent Accountant , Auditor , 3/2/2022 9:33:57 AM

[Back to Main](#)

 [FSR Signature Page Comments](#)